

PORTON

2015



2016 2

()

1**93,059.73****2015****23,906.10****65,228.16****5,369.10**

3

4

5

6

2014

65%

100%

421,662,163

10

0.40

0

10

0

		Porton Europe NV
		Porton Americas, Inc.
		Hichem Technologies Limited

ERP		Enterprise Resource Planning,
QbD		Quality by Design
FDA		Food and Drug Administration
		Johnson & Johnson Pharmaceutica NV
		Gilead Sciences, Inc.
		GlaxoSmithKline PLC
		Pfizer Inc.
		F. Hoffmann-La Roche Ltd.
		Novartis AG
BI		Boehringer Ingelheim GmbH Bristol-Myers Squibb Company

		Generic Drug

			300363
			Porton Fine Chemicals Ltd.
			Porton
			401221
		18	6
			401121
			http://www.porton.cn
			porton.db@porton.cn

	6	18
	6	18
	023-67038625	023-67038625
	023-67866760	023-67866760
	porton.db@porton.cn	porton.db@porton.cn

	http://www.cninfo.com.cn

	128 9

	8		2014 1 29 2017 12 31

	8		2015 8 11 2016 12 31

	2015	2014		2013
	1,021,209,221.41	987,255,905.80	3.44%	734,360,858.99
	110,394,837.60	125,486,041.39	-12.03%	100,201,387.91
	107,789,198.80	121,201,666.46	-11.07%	96,269,325.73
	112,313,252.11	121,921,427.19	-7.88%	114,053,198.29
/	0.27	0.32	-15.63%	0.62
/	0.27	0.32	-15.63%	0.62
	11.95%	17.13%	-5.18%	26.47%
	2015	2014		2013
	2,379,401,254.40	1,854,955,198.54	28.27%	948,091,384.37
	1,119,470,419.07	810,810,795.77	38.07%	428,528,060.38

--	--	--	--	--

	277,728,697.27	259,077,256.14	204,633,768.43	279,769,499.57
	31,239,644.72	24,207,118.66	28,204,673.50	26,743,400.72
	30,912,731.70	23,158,594.24	25,496,815.64	28,221,057.22
	165,885,606.65	-23,788,344.91	-4,232,915.56	

	182.67	652,790.79	215,959.65	
	71,858.38			

CMO

20 16

2015

71%

Vertex

Biogen Takeda

2015

85%

	84.64%
	10.62%
	4.03%
	0.71%
	100.00%

2015

79%

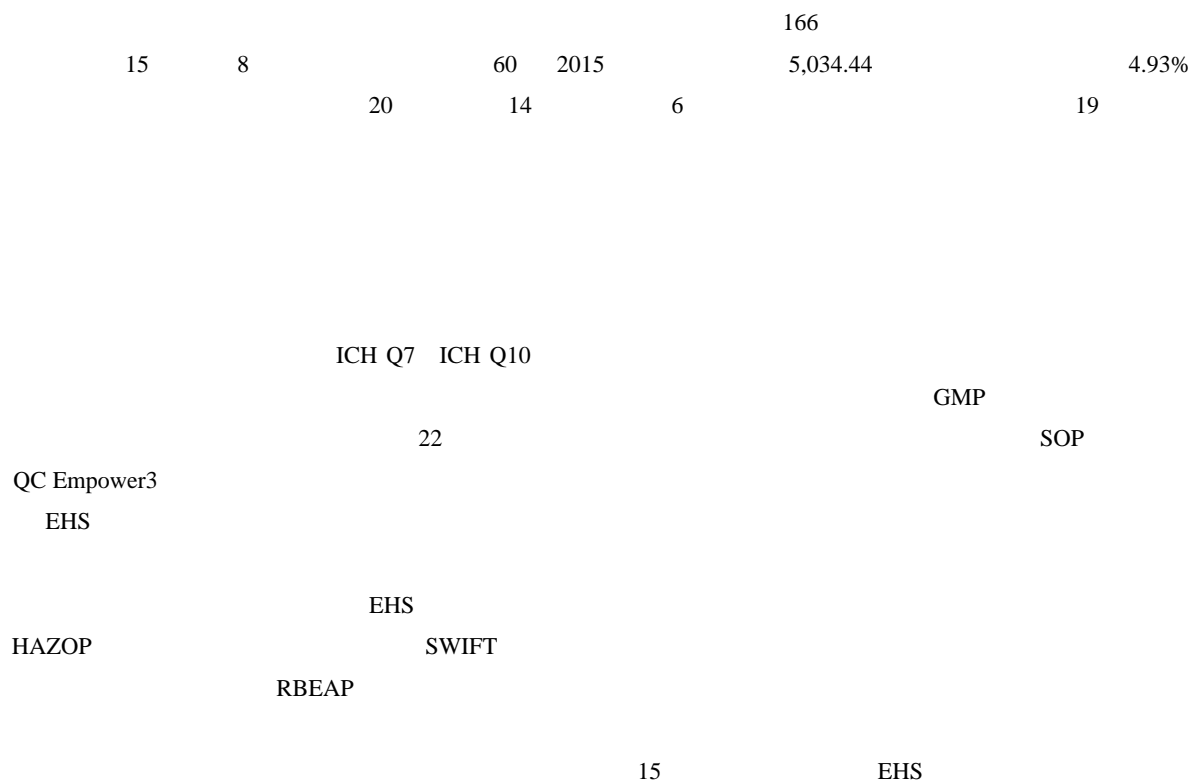
1

	60.61	20%	
	27,831.57	43%	108
	4,011.38	55%	ERP

	10,493.11	35%
--	-----------	-----

2

EHS



John Middendorf

B2

Aerojet Fine Chemicals LLC

2015
2015

1,021,209,221.41	+	3.44%	GMP	1
			2	2014

2015 22
 38% GMP GMP
 GMP 2015 FDA
 GMP FDA EIR
 3 +
 2014 8% QbD GMP GMP
 2015 32 2014 2013
 60% 239
 4 110 110 2014 11
 300 2015 110
 110
 110
 5 2015
 ERP
 507 2015 12 2016
 6 ERP
 2015 5 ERP 2015 9 ERP
 7 (EHS)
 EHS
 1 EHS 9 EHS 2014 3 2
 3
 4 QbD
 8 2.6 100%

1.6 1 2015 7 24 2015 8 24
 5 681.3842 2015 11 24 269.14

9
 2015 2015 2015 9

10 2015 8

11 2015

2015 300

2015

1

2

1

	2015		2014		
	1,021,209,221.41	100%	987,255,905.80	100%	3.44%
	864,344,066.83	84.64%	869,585,494.92	88.08%	-0.60%
	108,496,404.57	10.62%	52,077,146.80	5.27%	108.34%
	41,086,374.72	4.03%	43,088,567.38	4.36%	

	337,288,281.49	33.03%	186,277,347.41	18.87%	81.07%
	332,921,314.68	32.60%	221,091,825.61	22.39%	50.58%
	133,184,935.87	13.04%			

	133,184,935.87	99,813,859.35	25.06%	-67.36%	-61.68%	-11.11%
	514,900,960.56	370,017,027.39	28.14%	-33.61%	-23.73%	-24.87%
	243,962,490.62	143,484,148.68	41.19%	140.57%	110.47%	25.67%
	158,938,277.45	112,273,811.74	29.36%	250.86%	327.72%	-30.18%

1

3

			2015	2014	
		KG	634,681.96	440,046.78	44.23%
		KG	711,673.76	420,456.31	69.26%
		KG	173,907.32	96,915.51	79.44%
		KG	245,501.24	118,387.70	107.37%
		KG	258,262.24	102,760.70	151.32%
		KG	17,086	4,325	295.05%

30%

4

5

		2015		2014		
		480,073,649.17	69.70%	436,308,611.44	69.84%	10.03%
		29,592,559.41	4.30%	22,939,635.88	3.67%	29.00%
		16,654,778.63	2.42%	11,265,707.30	1.80%	47.84%
		89,233,607.81	12.96%	35,628,904.58	5.70%	150.45%

		30,086,794.84	4.37%	57,183,080.28	9.15%	-47.39%
		645,641,389.86	93.75%	563,325,939.48	90.17%	14.61%
		37,138,911.57	5.39%	39,737,083.48	6.36%	-6.54%
		5,935,059.01	0.86%	21,688,439.05	3.47%	-72.63%
		688,715,360.44	100.00%	624,751,462.01	100.00%	10.24%

6

1

200

2015 2 16

2

2015 2 25

100%

2015 7 31

7**8**

		772,911,487.61
		75.69%

5

1	1	360,905,593.78	35.34%
2	2	159,386,429.22	15.61%
3	3	119,748,087.27	11.73%
4	4	85,537,344.07	8.38%
5	5	47,334,033.27	4.64%
	--	772,911,487.61	75.69%

		245,173,739.76
		57.99%

5

1	1	64,443,213.26	15.24%
2	2	63,996,810.66	15.14%
3	3	56,705,113.34	13.41%
4	4	38,353,623.17	9.07%
5	5	21,674,979.33	5.13%

3	50.37%
4	47.98%
5	46.80%
6	49.11%
7	191.62%

1

	2015		2014			
	109,254,392.97	4.59%	290,854,392.02	15.68%	-11.09%	
	262,940,407.98	11.05%	293,030,724.31	15.80%	-4.75%	
	281,372,005.98	11.83%	152,188,856.15	8.20%	3.63%	
	606,133.86	0.03%			0.03%	
	930,597,342.22	39.11%	652,281,597.48	35.16%	3.95%	
	403,417,275.45	16.95%	298,486,220.12	16.09%	0.86%	
	343,335,176.42	14.43%	290,201,742.50	15.64%	-1.21%	
	309,837,558.96	13.02%	93,344,444.44	5.03%	7.99%	

2

1

668,691,339.57	514,007,880.30	30.09%

2

--	--	--	--	--	--	--	--	--	--	--	--	--	--	--

260,000 100.00
 ,000.00 % +

2015
 2 25

2015-01

8

--	--	--	--	--	--	--	--	--	--	--

2014

27,284.38 15,742.5 |

		6,500.00	5,849.73	5,849.73	5,849.73	100.00%					
			4,125.10	4,125.10	4,125.10	100.00%					
	--	33,834.85	33,134.11	21,592.23	32,035.96	--	--	3,891.36	4,002.67	--	--
	--	33,834.85	33,134.11	21,592.23	32,035.96	--	--	3,891.36	4,002.67	--	--
	GMP 109										
	GMP 109										
	2014 12 26										
2015	1	12	2015				GMP		109		1,527.69
			GMP		109		GMP		109		
			9,118.79				110				4,993.69
			4,125.10				2014 12 26				
	www.cninfo.com.cn										
	2014-084										

		"		"
1	27,334.85	50.47	27,284.38	110
2		50.47	220.49	
3	295.86			

3

		(1)		(2)	(3)=(2)/(1)				
110	GMP 109	10,009.46	4,993.69	10,009.46	100.00%	2014 11 30	3,891.36		
	GMP 109	4,125.10	4,125.10	4,125.10	100.00%				
	--	14,134.56	9,118.79	14,134.56	--	--	3,891.36	--	--
()							GMP 109		
							GMP 109		2015
		2014 12 26							
		1 12 2015	1,527.69						
	GMP 109					GMP 109	9,118.79		
	110					4,993.69			4,125.10
	2014 12 26								www.cninfo.com.cn
		2014-084							

()	

1

2

--	--	--	--	--	--	--	--	--	--	--	--	--	--	--



2016
2 14 2,000 0.00 0.00%
10%

5

1

IMS Health

5

2020



5

GMP

API

GMP

6

1

2

API

3

4

7 IT

1

ERP

2

8

9

CMO

10

1

2015	3	9	http://www.cninfo.com.cn/finalpage/2015-03-11/1200691167.PDF
2015	3	19	http://www.cninfo.com.cn/finalpage/2015-03-20/1200722359.PDF
2015	4	16	http://www.cninfo.com.cn/finalpage/2015-04-17/1200862204.PDF
2015	4	28	http://www.cninfo.com.cn/finalpage/2015-04-29/1200943533.PDF
2015	5	5	http://www.cninfo.com.cn/finalpage/2015-05-06/1200974721.PDF
2015	6	11	http://www.cninfo.com.cn/finalpage/2015-06-12/1201145175.PDF
2015	7	14	http://www.cninfo.com.cn/finalpage/2015-07-14/1201145175.PDF

			5-07-15/1201298087.PDF
2015	8	4	http://www.cninfo.com.cn/finalpage/2015-08-05/1201397265.PDF
2015	9	10	http://www.cninfo.com.cn/finalpage/2015-09-10/1201578291.PDF
2015	9	14	http://www.cninfo.com.cn/finalpage/2015-09-15/1201598227.PDF
2015	9	23	http://www.cninfo.com.cn/finalpage/2015-09-24/1201634302.PDF
2015	10	14	http://www.cninfo.com.cn/finalpage/2015-10-14/1201695606.PDF
2015	10	27	http://www.cninfo.com.cn/finalpage/2015-10-28/1201734011.PDF
2015	10	28	http://www.cninfo.com.cn/finalpage/2015-10-29/1201740006.PDF
2015	10	29	http://www.cninfo.com.cn/finalpage/2015-10-30/1201743848.PDF
2015	11	18	http://www.cninfo.com.cn/finalpage/2015-11-19/1201778846.PDF
2015	11	24	http://www.cninfo.com.cn/finalpage/2015-11-24/1201787196.PDF
2015	12	3	http://www.cninfo.com.cn/finalpage/2015-12-03/1201805042.PDF
2015	12	22	http://www.cninfo.com.cn/finalpage/2015-12-23/1201853870.PDF
2015	12	23	http://www.cninfo.com.cn/finalpage/2015-12-24/1201856367.PDF
2015	12	28	http://www.cninfo.com.cn/finalpage/2015-12-29/1201874610.PDF
2015	12	30	http://www.cninfo.com.cn/finalpage/2015-12-30/1201877477.PDF

2

2016	1	6	http://www.cninfo.com.cn/finalpage/2016-01-07/1201901298.PDF
2016	1	11	http://www.cninfo.com.cn/finalpage/2016-01-11/1201901298.PDF

			6-01-12/1201908378.PDF
2016 1 14			http://www.cninfo.com.cn/finalpage/2016-01-18/1201922525.PDF

2015 2 13
 1.16 ()
 2015 3 10
 2015 3 18
 3 26

2014 12 31
 12,644,000.00

2014 109,000,000

2014
 2014
 2014

2015 3 25
 2015

10	0
10	0.40
10	0
	421,662,163
	16,866,486.52
	110,394,837.60
	100.00%
	20

0.40 ()	16,866,486.52
----------	---------------

3

2013

2014

109,000,000

10

15

163,500,000 ,

272,500,000

2015

279,313,842

10

5

139,656,921

418,970,763

2015	16,866,486.52	110,394,837.60	15.28%		
2014	12,644,000.00	125,486,041.39	10.08%		
2013	10,137,000.00	100,201,387.91	10.12%		

				23	23 -2016 11 23	
			2015 8 28	2015 8 28	2015 8 28 -2016 2 28	


2014 1 29
2014 1 29 --2017


8

	Alois Antoon Lemmens Thomas Gunn Archibald					
	Qing Shao 9					
	DT Healthcare			2014 1 29	2014 1 29 --2015 1 29	
	26			2014 1 29	2014 1 29 --2017 1 29	

				2013 12 19		
	IPO	:	" "	2013 12 19	2014 1 29 --2017 1 29	
			50%			

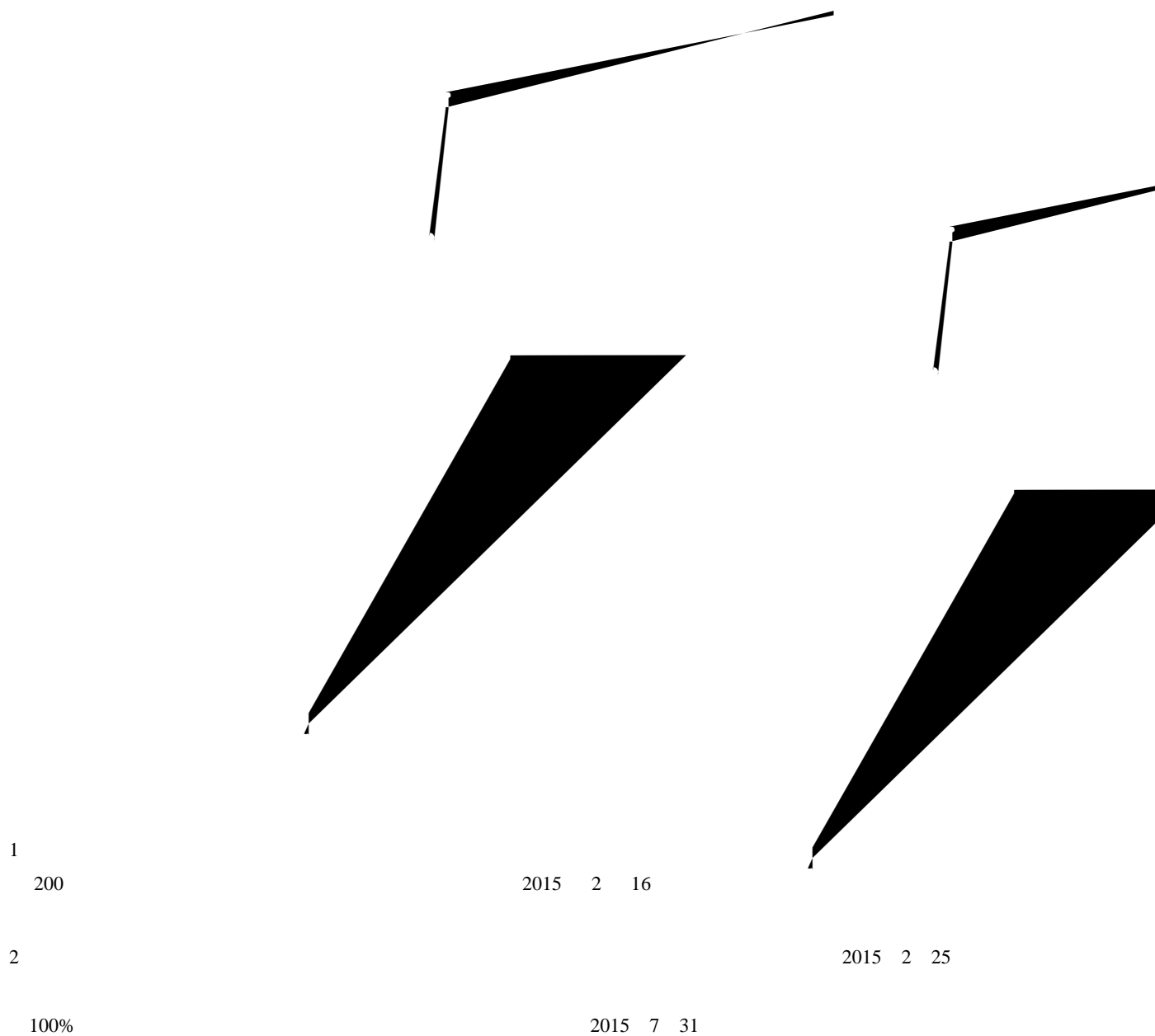
			:	2014 1 29		





--	--

2



	90
	7

/						
		2015 2 7 2 8		10	2015 3 6	www.cninfo.co m.cn 2015-033

10

5%

2015 6 19

>

<

>

<

2015 7 6

2015

<

>

<

>

WİĖ Wĭ&6ÑW0LŞVİÑ-ÈO*ÈÑ10LŞV<ĀĀFAŞ#FAÓĀWĊOLŞĀDÑĀFĀĀ

TOô¥VVÑ&_Ĕ dEK,,% MB

2015-073	2015 7 7	www.cninfo.com.cn
2015-126	2015 11 9	www.cninfo.com.cn
2015-135	2015 12 11	www.cninfo.com.cn

1

1

2

3

1	2013	4	1	2022	3	31	Kantoor Van Hees NV	3e Verdieping Kantoor 99 Antwerpen	
	99 Turnhout, Belgium					14,568.00			
2	2013	5	1	2016	4	30	Dominick Gagliostro	Jennifer Gagliostro	
	773 Bloomfield Avenue, Verona, New Jersey, USA						2013 5 1	2015 4 30	1,908.00
		2015	5 1	2016	4	30	1,983.00		
3	2013	6	19	2016	9	30			
		71	71	1			B2 1 B	D	2013
6	19	2015	6 30			928,641.00	2015 7 1	2016 9 30	948,603.60
	4	2014	1 10	2015	10	9			18 17
				2014	1	10	2015 1 9	42,680.00	2015 1 10
10	9		46,640.00						2015
	5	2014	7 1	2017	6	30			
			1299		4	5	1,950,000.00		
	6	2013	11 1	2019	10	30			
								324,000.00	
	7	2013	9 1	2023	8	31			

10%

2

1

		3,246.80	2014 12 30	3,246.80				
		6,493.60	2015 6 25	6,493.60				
	2015 1 23	3,000.00	2015 9 15	1,225.28				
	2015 1 23	3,000.00	2015 12 1	662.13				
	2015 1 23	3,000.00	2015 12 29	824.25				
	2015 8 29	2,000.00						
	2015 12 11	3,500.00						
B1		8,500.00		B2		12,452.06		
B3		18,240.40		B4		9,205.26		



1	5%			1,550,000	
		2015 2 11		2015 2 13	
www.cninfo.com.cn			2015-014		
2				1,040,000	
		2015 3 17		2015 3 19	
www.cninfo.com.cn			2015-039		
3	5%	Qing Shao		5,500,000	
		2015 4 1		2015 4 7	
www.cninfo.com.cn			2015-044		
4					2,760,000
1,840,000	1,840,000		2015 4 23		
		2015 4 27	www.cninfo.com.cn		2015-050
5				4,541,327	
		2015 6 11		2015 6 12	
www.cninfo.com.cn			2015-063		
6	5%	Qing Shao		2,350,000	
		2015 7 16		2015 7 17	
www.cninfo.com.cn			2015-080		
7				908,673	
		2015 7 23		2015 7 24	
www.cninfo.com.cn			2015-082		
8					5,625,000
		2015 7 31			2015 8 3
		www.cninfo.com.cn		2015-085	
9					5,625,000
910,000			2015 8 25		2015
8 27		www.cninfo.com.cn			2015-094
10	5%	Qing Shao		5,900,000	
		2015 9 22		2015 9 23	
www.cninfo.com.cn			2015-111		
11	5%	Qing Shao			
7,525,000		2015 9 25			
2015 9 28		www.cninfo.com.cn			2015-112
12				2,000,000	
		2015 10 20		2015 10 21	
www.cninfo.com.cn					
13					4,500,000

	2015 10 23		2015 10	DTSE
www.cninfo.com.cn		2015-123		
14			4,500,000	
	2015 11 25		2015 11	

		975.50	5%	2015 3 26
www.cninfo.com.cn		5%		2015-042
3 2015 8 24				279,313,842
DT Healthcare			5.09%	4.97%
2015 8 21	www.cninfo.com.cn			5%
	2015-090			
4 2015 11 12	2015 11 13	DT Healthcare		
	160		0.382%	2015 11 13
www.cninfo.com.cn				2015-128
5 2015 11 20	DT Healthcare			
	321.25	0.767%	2015 11 23	www.cninfo.com.cn
				2015-130
6 2015 12 7	DT Healthcare			
	300	0.711%	2015 12 8	www.cninfo.com.cn
				2015-132
7 2015 12 11	2015 12 14	DT Healthcare		
	800		1.897%	2015 12 14
www.cninfo.com.cn				2015-138
8 2015 12 15	DT Healthcare			
	500	1.186%	2015 12 15	www.cninfo.com.cn
				2015-139
1 2015 1 20		2015-002	2015 1 27	
	2015-007	2015 2 3	2015 2 10	
	2015-012	2015-013		www.cninfo.com.cn
2 2015 2 17				
	2015 2 25			www.cninfo.com.cn
3 2015 3 13	2015			
4 2015 3 23				2015 3 24
www.cninfo.com.cn	<		>	2015-040
5 2015 4 17				
www.cninfo.com.cn	<		>	2015-045
6 2015 5 12				
	www.cninfo.com.cn		<	
	>			2015-051
2014				
	www.cninfo.com.cn			2015-052
7 2015 5 28				2015 5 29
www.cninfo.com.cn	<			

8	2015 6 4			www.cninfo.com.cn			
							2015-059
9	2015 7 23	100%		5			
						360921210000597	
10	2015 8 21						5
6,813,842			279,313,842		2015 8 24		2015 8 21
	www.cninfo.com.cn						
11	2015 11 20						2,691,400
			421,662,163		2015 11 24		2015 11 20
	www.cninfo.com.cn						
							2015-129
()							
1	2015 10 22						
				4.5			3-5
	www.cninfo.com.cn						2015-117
2	2015 11 9	2015					

0

0

1

EHS



15

272,500,000

3 2015 3

	14,843,335		40,819,171	55,662,506		2017-1-29
Qing Shao	10,500,000		28,875,000	39,375,000		2017-1-29
	2,994,769		8,267,677	11,262,446	/	2017-1-29
Alois Antoon Lemmens	1,000,000		2,750,000	3,750,000		2017-1-29
	958,326		2,635,396	3,593,722		2017-1-29
	958,326		2,635,396	3,593,722		2017-1-29
	811,327		2,231,150	3,042,477		2017-1-29
DT HEALTHCARE INVESTMENT LIMITED	6,600,000	6,600,000				2015-03-03
	1,650,000	1,650,000				2015-03-03
	2,750,000	2,750,000				2015-

			621,100	621,100		2016-11-23
5			621,100	621,100		2016-11-23

4,467,247

12,321,265

16,788,512

/

2

1	2015 3 26	2014	109,000,000		
10	15	272,500,000	2015 3 18	www.cninfo.com.cn	
	2014	2015-037			
2	2015 8 24			6,813,842	
		100%			2017 1
29		279,313,842		2015 8 21	
					www.cninfo.com.cn
3	2015 9 29	2015	279,313,842		
	10 5	418,970,763		2015 9 21	
					www.cninfo.com.cn
		2015	2015-110		
4	2015 11 24			2	2,691,400
		421,662,163		2015 11 21	
					www.cninfo.com.cn

3

1

	18,428		17,952		9		9	
		5%			10			
		17.23%	72,650,008	53,276,673	72,650,008			25,456,736
		13.20%	55,662,507	40,819,172	55,662,507			37,543,725
		13.20%	55,662,506	40,819,171	55,662,506			16,590,337
Qing Shao		9.34%	39,375,000	28,875,000	39,375,000			26,587,500
		2.67%	11,273,133	8,278,364	11,262,446	10,687		3,930,000
		2.15%	9,059,413	7,406,047		9,059,413		

		1.76%	7,400,377	7,400,377		7,400,377		
		1.52%	6,413,250	6,413,250		6,413,250		
		1.21%	5,110,383	5,110,383	5,110,383			
		1.08%	4,542,302	4,542,302		4,542,302		
10								
4								
	1							
	2							
10								
					9,059,413			9,059,413
					7,400,377			7,400,377
					6,413,250			6,413,250
					4,542,302			4,542,302
					3,800,000			3,800,000
					3,258,764			3,258,764

		3,199,824	3,199,824
		2,921,768	2,921,768
		2,100,031	2,921,768
		1,044,859	1,044,859
10 10	10	1 2	
5			

10

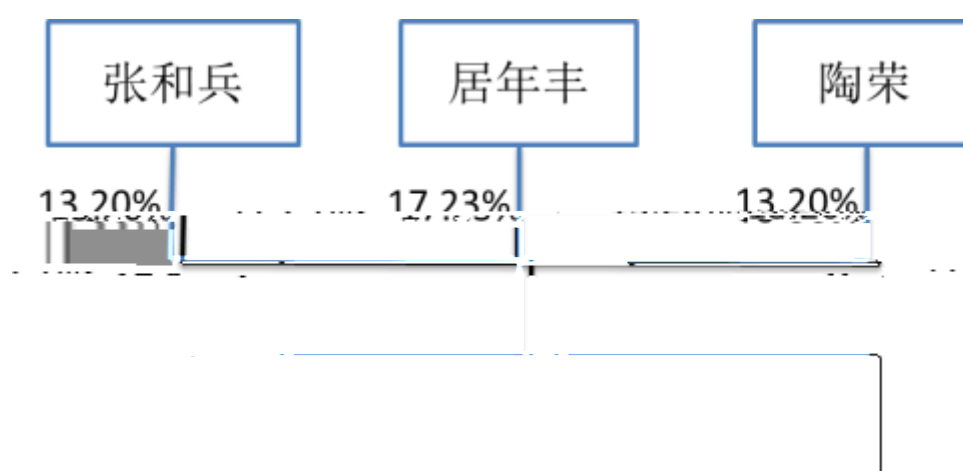
10

2

	" "	" "
	1970	4

3

	1970 4	
10		



4 10%

5

				44	2009	11	27		19,373,335			53,276,673	72,650,008
				46	2009	11	27		2,994,769	28,500		8,249,864	11,273,133
				54	2009	11	27		14,843,335			40,819,171	55,662,506
				48	2010	5	31						
Alois Antoon Lemmens				68	2009	11	27		1,000,000			2,750,000	3,750,000
Thomas Gunn Archibald				73	2009	11	27		100,000			275,000	375,000
				66	2011	4	1						
Edward Ming Guo				59	2010	12	16						

44 2015 6 29

				46	2010	12	30		200,000			550,000	750,000
QING				54	2014	3	21						
YU				45	2014	3	21		200,000			550,000	750,000
				46	2014	3	21		200,000			550,000	750,000
				39	2014	3	21		150,000	32,200		428,600	610,800


Alois Antoon Lemmens	EPAC			1991		15	
	ERPE		CPC			VIB	
	MCE		CIPSUK				VIB IIR
			EIPM				
Thomas Gunn Archibald		1943	3	Lakeland College			Illinois Institute of
Technology	Consolidated Chemical Co.			Fluorochem, Inc.			Aerojet Fine Chemicals
LLC	NextPharma Technologies Holding Limited						Rhodia Chirex, Inc.
	University of the Virgin Islands						Technology Consultants
		1950	4				
				()			
Edward Ming Guo		1957	1	University of California, San Diego			
	Ascenta Therapeutics, Inc.						
				Ascentage Pharma Group Corp Limited			
				Ascentage Pharma Group Corp Limited			
		1972	8		(MBA)		
1998							
	(TEEC)						
		1962	4				
						8	-
4							1
		1999					2011
	2012				2002		
		1971	10				
Huawei America, Inc.							
		1980	9				
		1965	6				

2002 1997 1970 7 2015 21 4 1996 2001 1996 5 1997 1970 7 2015 21 4 1996 2001 1996 2 2 Qing Yu 1963 10 Shire BioChem Pharma 1971 2 EHS 1970 10 1977 3 Jianguo Ma 1965 10 Stephen Hanessian Sunovion Satori Yoshito Kishi Sepracor Pharmaceuticals

			2014 8 13		
			2014 11 6		
			2014 11 30		
			2014 12 19		
			2015 2 9		
			2015 6 9		
			2014 12 26		
			2015 7 21		
			2015 10 15		
			2014 11 6		
			2014 11 30		
			2014 12 19		

			2013 6 28		
			2014 4 15	2015 12 18	
	()		2014 6 30		
Edward Ming Guo	Ascentage Pharma Group Corp Limited		2010 6 28		
Edward Ming Guo			2010 6 28	2015 12 10	
Edward Ming Guo			2009 1 1		
Edward Ming Guo			2015 12 10		
			2006 2 13	2015 10 10	
			2010 4 13	2015 2 4	
			2011 10 10		
			2011 11 16		
			2012 3 7		
			2014 7 11		
			2012 8 20	2015 3 4	
			2013 8 29		
			2014 9 20		
			2014 10 27		
			2014 11 27		
			2015 1 12		
			2015 1 15		
			2015 1 16		
			2015 1 19		
			2010 5 8		
			2010 8 5	2016 1 28	
			2014 12 19		
			2015 6 9		
			1998 7 10		
			2010 7 16	2015 10 30	
			2012 12 20		

			2015 12 8		
			2014 7 28		



Edward Ming Guo			59		18	
			44		10.5	
			61		7.5	
			54		66.5	

	1587	100.00%
--	------	---------

2015 12 31

45	192	12.1%

36-45

2014

2015

1

2015		0.01%	2015 1 12	2015 1 12	www.cninfo.com. cn 2015 2015-001
2014		13.62%	2015 3 10	2015 3 10	www.cninfo.com. cn 2014 2015-034
2015		13.62%	2015 3 13	2015 3 13	www.cninfo.com. cn 2015 2015-036
2015		13.62%	2015 6 29	2015 6 29	www.cninfo.com. cn 2015 2015-067
2015		13.62%	2015 7 6	2015 7 6	www.cninfo.com. cn 2015 2015-069
2015		13.29%	2015 9 18	2015 9 18	www.cninfo.com. cn 2015

					2015-109
2015		13.33%	2015 11 9	2015 11 9	www.cninfo.com.cn 2015 2015-124
2015		15.15%	2015 12 28	2015 12 28	www.cninfo.com.cn 2015 2015-140

			1	7

2

1

3

2015

5

2015

2015

3

2015

10 8

2015

3

2015 6 19

2015 9 7

2015

1

2012

1

2

	2016 02 24	
	www.cninfo.com.cn 2015	
		100.00%
		100.00%
	1	1
	2 /	2
	3	3
	4	4
	5	5
	6	6
	7	7
	8	8
	9	9
	1	1
	2	2

		3	8
		4	
		5	9
	6		1
		7	
	8		2
			3
			4
			5
			6
			7
			8
			9
			1
			2
			3
			4
			5
		6	
		7	

	2016 2 23
	2016 8-25

2016 8-25

2015 12 31

2015

1

	109,254,392.97	290,854,392.02
	2,320,000.00	740,000.00
	262,940,407.98	293,030,724.31
	59,539,766.04	69,314,280.65

	403,417,275.45	298,486,220.12
	113,012,125.47	72,898,325.35
	150,782,897.85	9,341,097.15
	12,396.87	
	8,764,279.32	10,232,492.04
	1,607,192,451.04	1,043,239,732.14
	2,379,401,254.40	1,854,955,198.54

	126,239,515.13	85,340,809.28
	890,017,611.39	887,187,471.88
	309,837,558.96	93,344,444.44
	309,837,558.96	93,344,444.44
	1,199,855,170.35	980,531,916.32
	421,662,163.00	109,000,000.00
	225,432,725.48	325,184,189.41
	-11,050,752.32	-9,048,838.95
	48,126,426.32	37,327,743.11
	435,299,856.59	348,347,702.20
	1,119,470,419.07	810,810,795.77
	60,075,664.98	63,612,486.45

	2,379,401,254.40	1,854,955,198.54
--	------------------	------------------

2

	52,668,887.77	234,618,977.70
	100,000.00	
	231,959,443.66	333,940,465.93
	41,093,605.14	23,402,687.63
	277,534,494.97	179,790,275.25

	55,204,892.35	28,576,660.87
	4,213,308.35	4,956,250.73
	1,250,585,884.98	854,228,048.32
	2,052,917,435.95	1,739,411,549.18
	253,299,176.42	205,147,642.50
	93,541,184.93	98,300,317.14
	119,299,552.98	253,606,767.11
	55,900,880.92	128,281,119.85
	11,918,701.69	17,954,932.65
	8,580,286.55	22,486,536.22
	435,434.20	233,884.39
	56,198,696.55	15,835,959.16
	102,122,904.40	73,102,809.28
	701,296,818.64	814,949,968.30
	207,826,495.27	93,344,444.44

	207,826,495.27	93,344,444.44
	909,123,313.91	908,294,412.74
	421,662,163.00	109,000,000.00
	263,648,695.82	358,976,705.27
	48,126,426.32	37,327,743.11
	410,356,836.90	325,812,688.06
	1,143,794,122.04	831,117,136.44
	2,052,917,435.95	1,739,411,549.18

3

	1,021,209,221.41	987,255,905.80
	1,021,209,221.41	987,255,905.80
	892,141,361.08	844,548,415.66
	688,715,360.44	624,751,462.01

	6,255,317.03	4,352,748.76
	13,244,225.02	15,340,022.55
	163,664,788.26	166,274,715.28
	20,084,968.52	13,100,461.63
	176,701.81	20,729,005.43
	6,133.86	
	6,133.86	
-		
	129,073,994.19	142,707,490.14
	10,854,492.84	10,272,623.24
	493,363.47	
	8,172,041.99	5,131,879.59
	7,925,399.92	5,124,348.90
	131,756,445.04	147,848,233.79
	26,121,931.36	25,268,732.60
	105,634,513.68	122,579,501.19
	110,394,837.60	125,486,041.39
	-4,760,323.92	-2,906,540.20
	-2,004,280.51	-5,916,226.42
	-2,001,913.37	-5,910,143.66
1.		
2.		
	-2,001,913.37	-5,910,143.66

1.		
2.		
3.		
4.		
5.	-2,001,913.37	-5,910,143.66
6.		
	-2,367.14	-6,082.76
	103,630,233.17	116,663,274.77
	108,392,924.23	119,575,897.73
	-4,762,691.06	-2,912,622.96

, Ž & \$



6,133.86

	112,313,252.11	121,921,427.19
	2,960,100.00	22,330.00
	7,253,165.94	1,339,125.41
	10,213,265.94	1,361,455.41
	424,033,934.39	336,956,056.65
	88,702,100.00	
	1,647,000.00	5,112,115.15
	514,383,034.39	342,068,171.80
	-504,169,768.45	-340,706,716.39
	58,497,310.00	289,026,500.00
		8,000,000.00
	1,141,290,095.32	813,333,385.73
	20,632,550.49	3,556,184.40
	1,220,419,955.81	1,105,916,070.13
	883,614,841.03	592,952,923.05
	47,817,610.87	26,911,482.61
	75,104,226.07	65,793,701.38
	1,006,536,677.97	685,658,107.04
	213,883,277.84	420,257,963.09
	-2,994,210.06	-3,961,402.70

	-180,967,448.56	197,511,271.19
	274,846,798.45	77,335,527.26
	93,879,349.89	274,846,798.45

6

	725,231,957.13	647,017,943.61
	42,850,636.34	44,574,616.39
	66,586,081.82	19,716,908.95
	834,668,675.29	711,309,468.95
	506,883,595.74	336,370,645.46
	121,071,132.08	101,148,326.19
	37,000,944.95	27,841,794.25
	220,916,947.05	191,123,880.22
	885,872,619.82	656,484,646.12
	-51,203,944.53	54,824,822.83
	2,960,100.00	20,830.00
	1,591,723.70	
	4,551,823.70	20,830.00
	216,877,002.00	183,145,583.27
	130,702,100.00	90,000,000.00

	920,000.00	690,000.00
	348,499,102.00	273,835,583.27
	-343,947,278.30	-273,814,753.27
	58,497,310.00	281,026,500.00
	952,099,420.90	728,279,285.73
	632,550.49	
	1,011,229,281.39	1,009,305,785.73
	760,445,741.03	568,609,523.05
	38,713,586.61	25,069,221.24
	900,000.00	12,696,320.45
	800,059,327.64	606,375,064.74
	211,169,953.75	402,930,720.99
	2,663,729.64	
	-181,317,539.44	183,940,790.55
	218,611,384.13	34,640,593.58
	37,293,844.69	218,581,384.13

1	9,505,242.00				207,828,911.55								217,334,153.55
2													
3													
4					-4,423,454.48							1,225,869.59	-3,197,584.89
								10,798,683.21	-23,442,683.21				-12,644,000.00
								10,798,683.21	-10,798,683.21				
3												-12,644,000.00	-12,644,000.00
4													


2													
	421,662,163.00				225,432,725.48		-11,050,752.32		48,126,426.32		435,299,856.59	60,075,664.98	1,179,546,084.05

	96,750,000.00				64,590,351.75		-3,138,695.29		27,011,601.02		243,314,802.90	-101,967.89	428,426,092.49
	96,750,000.00				64,590,351.75		-3,138,695.29		27,011,601.02		243,314,802.90	-101,967.89	428,426,092.49
	12,250,000.00				260,593,837.66		-5,910,143.66		10,316,142.09		105,032,899.30	63,714,454.34	445,997,189.73

1														
2														

3											
4											
									10,798,683.21	-23,442,683.21	-12,644,000.00
1									10,798,683.21	-10,798,683.21	
2										-12,644,000.00	-12,644,000.00
3											
	303,156,921.00				-303,156,921.00						
1	303,156,921.00				-303,156,921.00						

	96,750,000.00				98,382,867.61				27,011,601.02	243,104,409.24	465,248,877.87
	96,750,000.00				98,382,867.61				27,011,601.02	243,104,409.24	465,248,877.87
	12,250,000.00				260,593,837.66				10,316,142.09	82,708,278.82	365,868,258.57
										103,161,420.91	103,161,420.91
	12,250,000.00				260,593,837.66						272,843,837.66
1	12,250,000.00				260,593,837.66						272,843,837.66
2											
3											
4											
									10,316,142.09	-20,453,142.09	-10,137,000.00
1									10,316,142.09	-10,316,142.09	
2										-10,137,000.00	-10,137,000.00



9

		915000007748965415	421,662,163.00	421,662,163
1		A 278,293,063	A 143,369,100	
2014	1	29		
		()	
		()	
	2016	2	23	

11

1

2

12

1

2

1 1 12 31

3

12

4

5

1

2

6

33

7

8

9

1

2

10

1

5

1	1	5.00%
1	2	10.00%
2	3	30.00%
3	4	50.00%
4	5	80.00%
5		100.00%

3

12

1

2

3

13

14

1

2

1

2

12

7

3

4

1

22

2

15

16

1

2

		30	5%	3.17%
		12	5%	7.92%
		10-12	5%	7.92-9.50%
		5-10	5%	9.50-19.00%

3

17

1

2

18

1

2

1)

2)

3

3)

3

19**20****21****1**

1

2

	()
	42.50 45.58 46.67 48.08 50.00 66.83
	17.00
	2.75-8.00

2

1)

2)

3)

4)

5)

22

,

23

1

1

24

1

2

1)

2)

3

1)

2)

4

25

1

2

26

27

28

1

1)

Í2/ ÷R \$³ µà·´

29

1

2

30 /

1

2

3

4

2)

1)

31

1

2

32

1

33

1

2

34

1

		6% 8% 17% 21%
		5%
		7% 5%
		15% 25% 33.99% 16.50%
		3%
		2%



	16.50%
	33.99%
	8.5% 3%
	2.25% 15% 25%
	34% 39% 34% 35% 38% 35%
	9% 10
	7.5% 5
	6.5%

2

2011 1 1 2020 12 31
2014

15% 2015 15%

(2011 58)
2015

2011 58
(2014 20571) 2014 2020

15%

2015

GR201436000296

15%

3

1

	512,586.89	220,884.69
	93,366,763.00	274,625,913.76
	15,375,043.08	16,007,593.57
	109,254,392.97	290,854,392.02

	50,485,630.10	52,410,351.46
--	---------------	---------------

15,375,043.08

2

3

5

1

	277,008, 571.18	100.00%	14,068,1 63.20	5.08%	262,940,4 07.98	308,549 ,147.28	100.00%	15,518,42 2.97	5.03%	293,030,72 4.31
	277,008, 571.18	100.00%	14,068,1 63.20	5.08%	262,940,4 07.98	308,549 ,147.28	100.00%	15,518,42 2.97	5.03%	293,030,72 4.31

3

		(%)	
Gilead Sciences Ireland UC	87,416,335.74	31.56	4,370,816.79
[]	39,236,298.23	14.16	1,961,814.91
Janssen Pharmaceutica[]	37,810,322.54	13.65	1,919,656.25
	24,315,000.00	8.78	1,215,750.00
Pfizer Limited[]	14,728,393.90	5.32	736,419.70
	203,506,350.41	73.47	10,204,457.65

[]

Janssen

Pharmaceutica Pfizer Limited

6

1

1	49,578,779.13	83.27%	52,150,449.63	75.23%
1 2	3,888,803.25	6.53%	14,131,050.29	20.39%
2 3	3,457,695.51	5.81%	1,052,215.77	1.52%
3	2,614,488.15	4.39%	1,980,564.96	2.86%
	59,539,766.04	--	69,314,280.65	--

1

2

		(%)
	5,970,000.00	10.03
	2,454,201.92	4.12
	2,078,062.00	3.49
	2,025,000.00	3.40
	1,814,847.48	3.05
	14,342,111.40	24.09

7

8

9

1

	9,797,61 1.10	100.00%	1,767,25 9.43	18.04%	8,030,351 .67	6,952,0 38.59	100.00%	1,364,825 .32	19.63%	5,587,213.2 7
	9,797,61 1.10	100.00%	1,767,25 9.43	18.04%	8,030,351 .67	6,952,0 38.59	100.00%	1,364,825 .32	19.63%	5,587,213.2 7

1			
1		7,113,281.71	5.00%
1 2		656,040.41	10.00%
2 3		381,959.19	30.00%
3 4		150,639.87	50.00%
4 5		647,930.50	80.00%
		355,664.09	

			(%)
	210,020.22		
	210,020.22		

2

402,434.11

0.00

3

	210,020.22	
	1,397,682.19	3,559,068.95
	3,340,609.78	1,995,662.30
	477,342.65	736,573.57
	4,371,956.26	660,733.77
	9,797,611.10	6,952,038.59

4

		1,569,212.12	1		16.02%	78,460.61	
		700,000.00	1		7.14%	35,000.00	
		586,600.00	1-2	2-3	5	5.99%	141,320.00
		470,763.64	1			4.80%	23,538.18
		470,763.64	1			4.80%	23,538.18
	--	3,797,339.40		--		38.75%	301,856.97

10

1

	70,429,062.57	679,433.49	69,749,629.08	39,619,807.16	1,025,634.24	38,594,172.92
	64,615,884.54	9,390,270.61	55,225,613.93	67,689,678.06	14,137,321.30	53,552,356.76

24,930,247.67	
1,143,712.51	
43,890.13	
26,117,850.31	

		600,000.00		6,133.86						606,133.86	
--	--	------------	--	----------	--	--	--	--	--	------------	--

18

19

1

1					
3.					
1					
4.					
1.	382,509,758.52	532,712,008.66	3,875,420.68	11,500,154.36	930,597,342.22
2.	295,974,673.00	346,150,221.11	3,202,243.95	6,954,459.42	652,281,597.48

2

107		10,579,241.11
108		49,301,022.05
110		35,002,206.71
304		23,229,004.70
		14,784,273.54
		132,895,748.11

2015 12 31

10,833.00

20

1

	148,480,751.37		148,480,751.37	2,493,632.48	2,493,632.48
	95,232,331.15		95,232,331.15	39,539,539.07	39,539,539.07
	108,259,386.38		108,259,386.38	55,724,028.70	55,724,028.70
GMP 109	19,189,113.84		19,189,113.84	14,468,469.13	14,468,469.13

	8,978,599.41		8,978,599.41	8,254,059.41		8,254,059.41
105	7,050,727.09		7,050,727.09			
ERP	1,804,475.94		1,804,475.94	8,351,362.26		8,351,362.26
108	616,143.55		616,143.55	164,318,476.73		164,318,476.73
	13,805,746.72		13,805,746.72	5,336,652.34		5,336,652.34
	403,417,275.45		403,417,275.45	298,486,220.12		298,486,220.12

2

	30,506.98	2,493.632.48	190,856,405.26	44,869,286.37		148,480,751.37	63.38%	63.38%	4,144,257.26	4,144,257.26	5.225%-6.60%	
	19,357.34	39,539,539.07	55,692,792.08			95,232,331.15	49.20%	49.20%				
	28,643.00	55,724,028.70	82,165,403.87	29,630,046.19		108,259,386.38	77.78%	77.78%				
GMP 109	10,591.74	14,468,469.13	4,720,644.71			19,189,113.84	18.12%	18.12%				
	1,000.00	8,254,059.41	724,540.00			8,978,599.41	89.79%	89.79%				
105	7,523.04		7,050,72			7,050,72	9.37%	9.37%				

			7.09			7.09						
ERP	2,010.00	8,351,36 2.26	6,500,02 2.46	13,046,9 08.78		1,804,47 5.94	73.89%	73.89%				
108	20,000.0 0	164,318, 476.73	3,573,61 4.92	167,275, 948.10		616,143. 55	83.95%	100.00%	2,706,57 2.33			
		5,336,65 2.34	14,431,4 84.05	5,962,38 9.67		13,805,7 46.72						
	119,632. 10	298,486, 220.12	365,715, 634.44	260,784, 579.11		403,417, 275.45	--	--	6,850,82 9.59	4,144,25 7.26		--

21

22

23

24

25

1

1.	77,165,399.49				77,165,399.49
2.	23,879,662.70	8,031,000.00		13,126,908.78	45,037,571.48
1	17,304,462.70				17,304,462.70
2					
3	6,575,200.00	8,031,000.00		80,000.00	14,686,200.00

4				13,046,908.78	13,046,908.78
3.	2,868,270.53				2,868,270.53
1					

27

1

	3,077,097.86					3,077,097.86
	6,263,999.29					6,263,999.29
		141,441,800.70				141,441,800.70
	9,341,097.15	141,441,800.70				150,782,897.85

2

11.923% 12.029% , 5 0%

28

		49,214.67	36,817.80		12,396.87
		49,214.67	36,817.80		12,396.87

29

/

1

	32,739,640.44	5,343,835.22	39,605,157.11	7,331,722.33
	22,802,960.78	3,420,444.10	19,338,464.71	2,900,769.71
	55,542,601.22	8,764,279.32	58,943,621.82	10,232,492.04

2



33

34

	93,541,184.93	98,300,317.14
	93,541,184.93	98,300,317.14

35

1

	158,738,115.34	198,415,253.50
	62,598,503.28	87,944,152.53
	221,336,618.62	286,359,406.03

36

1

	2,879,325.05	967,945.67
	2,879,325.05	967,945.67

37

1

	27,737,912.94	157,381,464.09	167,941,675.86	17,177,701.17
	2,660,292.04	15,137,489.71		

	30,398,204.98	173,486,069.08	183,943,919.86	19,940,354.20
--	---------------	----------------	----------------	---------------

2

1	25,750,761.81	135,240,686.85	145,782,253.35	15,209,195.31
2		4,866,105.15	4,866,105.15	
3	340,330.75	8,607,559.05	8,551,440.31	396,449.49
	330,614.77	6,319,159.95	6,267,341.74	382,432.98
	3,517.95	1,877,137.03	1,874,925.34	5,729.64
	6,198.03	411,262.07	409,173.23	8,286.87
4	61,683.00	4,845,503.75	4,834,023.65	73,163.10
5	1,585,137.38	3,821,609.29	3,907,853.40	1,498,893.27
	27,737,912.94	157,381,464.09	167,941,675.86	17,177,701.17

3

1	2,650,294.34	14,229,057.30	14,130,647.34	2,748,704.30
2	9,997.70	908,432.41	904,481.38	13,948.73
	2,660,292.04	15,137,489.71	15,035,128.72	2,762,653.03

38



128]404E74 Q6



	1,718.59	235.19
	1,305,086.56	809,232.77
	925,910.80	544,322.00
	18,840,040.69	26,265,070.13

39

	502,275.42	553,457.36
	502,275.42	553,457.36

40

41

1

		57,016,657.32
	4,391,445.19	4,974,265.23
	691,015.51	1,044,861.26
	4,345,667.72	1,412,300.00
	35,000,087.69	
	9,950,000.00	
	9,024,904.82	4,352,434.98
	63,403,120.93	68,800,518.79

42

43

	126,239,515.13	85,340,809.28
	126,239,515.13	85,340,809.28

44

45

1

--	--	--

	348,347,702.20	243,314,802.90
	348,347,702.20	243,314,802.90
	110,394,837.60	125,486,041.39
	10,798,683.21	10,316,142.09
	12,644,000.00	10,137,000.00
	435,299,856.59	348,347,702.20

61

	1,013,926,846.12	682,780,301.43	964,751,209.10	603,063,022.96
	7,282,375.29	5,935,059.01	22,504,696.70	21,688,439.05
	1,021,209,221.41	688,715,360.44	987,255,905.80	624,751,462.01

62

	159,401.12	21,666.65
	4,447,658.46	3,027,381.78
	1,648,257.45	1,303,700.33
	6,255,317.03	4,352,748.76

63

	6,029,354.16	8,613,963.86
	2,523,916.39	2,938,947.99
	1,400,627.61	1,374,459.16
	775,856.61	958,197.62
	94,168.90	67,054.92
	718,099.47	193,430.74
	680,311.78	304,635.30

	1,021,890.10	889,332.96
	13,244,225.02	15,340,022.55

64

	92,258,089.31	94,096,776.03
	10,669,905.95	11,065,666.42
	12,944,099.59	9,260,445.05
	6,804,119.71	9,503,583.13
	2,331,415.66	3,090,807.72
	4,509,087.02	4,637,961.01
	1,978,148.88	2,396,521.95
	4,474,396.31	4,544,875.24
	8,217,319.58	5,475,700.44
	1,747,342.49	2,153,029.36
	2,927,199.14	2,704,052.69
	3,225,110.46	2,106,383.55
	2,289,742.95	1,275,230.83
	9,288,811.21	13,963,681.86

	-3,161,961.47	11,206,559.53
	3,338,663.28	9,522,445.90
	176,701.81	20,729,005.43

67

68

	6,133.86	
	6,133.86	

69

	493,363.47		493,363.47
	493,363.47		493,363.47
	10,114,304.63	9,612,301.76	10,114,304.63
	246,824.74	660,321.48	246,824.74
	10,854,492.84	10,272,623.24	10,854,492.84

								/
						3,783,436.00	6,336,804.72	
						2,188,000.00		

						378,000.00	69,200.00	
						334,450.00	426,280.00	
						319,059.00		
						302,124.00	565,651.62	
2014						200,000.00		
						150,000.00		
						91,000.00	258,000.00	
						83,000.00		
						79,413.85	40,863.00	
						60,000.00		
						31,500.00	20,000.00	
						25,000.00	55,000.00	
						3,271.78		
						1,600.00		
							765,000.00	
							100,000.00	

	1,783,677.83	-3,020,317.69
	26,121,931.36	25,268,732.60

2

		131,756,445.04
/		19,763,466.76
		2,800,219.65
		479,115.28
		608,269.03
		-548,451.76
		6,783,775.01
		-3,764,462.61
		26,121,931.36

72

73

1

	6,028,744.63	2,709,845.42
	712,419.31	786,906.61
	2,418,318.22	1,052,057.30
	9,159,482.16	4,548,809.33


2

	12,944,099.59	9,260,445.05

	20,632,550.49	3,556,184.40
--	---------------	--------------

6

	900,000.00	
	17,216,000.00	
	56,988,226.07	53,097,380.93
		4,513,658.11
		8,182,662.34



	112,313,252.11	121,921,427.19
2	--	--
3	--	--
	93,879,349.89	274,846,798.45
	274,846,798.45	77,335,527.26
	-180,967,448.56	197,511,271.19

2

	93,879,349.89	274,846,798.45
	512,586.89	220,884.69
	93,366,763.00	274,625,913.76
	93,879,349.89	274,846,798.45

1

2

	120,395,938.81
	119,345,938.81
	1,050,000.00

75

76

	15,375,043.08	
	406,335,790.20	

	63,578,353.71	
	67,939,016.36	
	390,000,000.00	65% 100%
	943,228,203.35	--

77

1

	--	--	52,455,451.07
	6,123,584.75	6.4936	39,764,109.93
	1,701,348.22	7.0952	12,071,405.89
	1,146.39	0.8378	960.45
	93,495.68	6.4018	598,540.64
	1,705.00	9.6159	16,395.11
	74,936.00	0.0539	4,039.05
	--	--	171,820,267.25
	25,699,172.01	6.4936	166,880,143.36

GMP

2

3

4

5

		2015 2 16	200.00	100.00%

1

1

				100.00%	
				100.00%	
				100.00%	
				100.00%	
				65.00%	
				100.00%	

					100.00%	
					100.00%	
					99.92%	
					100.00%	
					100.00%	

2

		0.08%	11,573.61	49,845.13
		35.00%	-4,522,322.85	60,025,819.85

3

	148,258, 752.81	754,625. 67	149,013, 378.48	86,706,9 70.22		86,706,9 70.22	223,610, 295.81	2,530,15 3.22	226,140, 449.03	175,342, 120.30		175,342, 120.30
	29,424,1 83.37	376,905, 363.39	406,329, 546.76	132,816, 140.64	102,011, 063.69	234,827, 204.33	25,782,2 25.61	184,865, 967.06	210,648, 192.67	66,224,9 27.80		66,224,9 27.80

	496,939,778.21	14,467,026.61		-4,835,091.46	694,832,054.38	10,861,601.34		8,506,975.99

	1,976,208.36	-12,920,922.44		52,659,418.91	688,165.30	-5,939,813.14		-5,568,704.81

()

1

2

2015

12 31

73.47%(2014 12 31 85.76%)

()

			1	1-3	3
	779,412,250.51	834,956,385.26	499,745,983.81	326,004,667.07	9,205,734.38
	93,541,184.93	93,541,184.93	93,541,184.93		
	221,336,618.62	221,336,618.62	221,336,618.62		
	63,403,120.93	63,403,120.93	63,403,120.93		
	502,275.42	502,275.42	502,275.42		
	1,158,195,450.41	1,213,739,585.16	878,529,183.71	326,004,667.07	9,205,734.38

()

			1	1-3	3
	468,886,996.22	492,249,903.59	386,187,999.04	106,061,904.55	
	98,300,317.14	98,300,317.14	98,300,317.14		
	286,359,406.03	286,359,406.03	286,359,406.03		
	68,800,518.79	68,800,518.79	68,800,518.79		

	553,457.36	553,457.36	553,457.36		
	922,900,695.54	946,263,602.91	840,201,698.36	106,061,904.55	

()

1

2015 12 31 714,476,250.51
 (2014 12 31 371,594,896.22) 50

2

1

			(%)	(%)
			17.23	17.23
			13.20	13.20
			13.20	13.20

2

3

4

5

1

/

		569,999.98			

/

		943,396.23	
		1,500,627.35	

2015 6 30

300

2015 12 31

2

/

/

3

4

	77,000,000.00	2014 12 5	2017 12 4	

5

6

			2,214,300.00
	B B40-1/01		2,928,600.00
	10%		20,000,000.00

1 2015 11 9

221.43

2016 2 16

221.43

2 2015 11 9

292.86

B B40-1/01

9,356.5

14.03 2015 11 15

2015 11 30

292.86

2015 12 31

3 2015 12 11

2,000

10%

2016 2 14

2016 2 17

2016 2 23

11,853,333.33

7

	14,281,400.00	14,745,799.35

6

7

2015 7 10

6

6

8

1)

1

2

3

1

(1)

1	2,834,446.50
1-2	1,122,345.67
2-3	127,385.22
3	330,595.81
	4,414,773.20

(2)

2015 7 6

600

120

20%

2

1

2

1

	2016 1 18	1,000	
	1,000 Porton USA,L.L.C.		

2

	16,866,486.52
	16,866,486.52

2015

2015 12 31 16,866,486.52 421,662,163 2015 10 0.40 ()

1

2

1

1

	241,691,619.33	100.00%	9,732,175.67	4.03%	231,959,443.66	342,646,722.09	100.00%	8,706,256.16	2.54%	333,940,465.93
	241,691,619.33	100.00%	9,732,175.67	4.03%	231,959,443.66	342,646,722.09	100.00%	8,706,256.16	2.54%	333,940,465.93

1			
1	194,592,122.43	9,729,606.12	5.00%
2 3	8,565.16	2,569.55	30.00%
	194,600,687.59	9,732,175.67	5.00%

		(%)
	47,090,931.74	
	47,090,931.74	

2

1,025,919.51

0.00

3

4

		(%)	
Gilead Sciences Ireland UC	87,416,335.74	36.17	4,370,816.79
ZCL Chemicals Limited	41,044,227.39	16.98	2,052,211.37
Porton Americas, Inc.	34,157,717.13	14.13	
	23,288,644.83	9.64	1,164,432.24
Pfizer Limited[]	14,728,393.90	6.09	736,419.70
	200,635,318.99	83.01	8,323,880.10

[]

Janssen

Pharmaceutica Pfizer Limited

2

1

	278,430,387.68	100.00%	895,892.71	0.32%	277,534,494.97	180,610,962.62	100.00%	820,687.37	0.45%	179,790,275.25
	278,430,387.68	100.00%	895,892.71	0.32%	277,534,494.97	180,610,962.62	100.00%	820,687.37	0.45%	179,790,275.25

5

		152,299,448.23	1		54.70%		
		66,857,550.40	1		24.01%		
		45,543,118.30	1	1-2	16.36%		
		9,943,410.03	1 4-5	1-2 5	3-4 3.57%		
		586,600.00	1-2	2-3	5	0.21%	141,320.00
	--	275,230,126.96		--	98.85%	141,320.00	

6

7

8

3

	473,860,402.18		473,860,402.18	168,758,302.18		168,758,302.18
	606,133.86		606,133.86			
	474,466,536.04		474,466,536.04	168,758,302.18		168,758,302.18

1

	3,440,000.00			3,440,000.00		
	4,339,028.20			4,339,028.20		
	20,000,000.00			20,000,000.00		
	2,000,000.00			2,000,000.00		
	90,000,000.00	40,000,000.00		130,000,000.00		
	663,930.00			663,930.00		
	46,814,855.98			46,814,855.98		
	129,708.00			129,708.00		
	1,370,780.00	3,102,100.00		4,472,880.00		
		260,000,000.00		260,000,000.00		
		2,000,000.00		2,000,000.00		
	168,758,302.18	305,102,100.00		473,860,402.18		

2

1

1

2

		/	/
	11.95%	0.27	0.27
	11.67%	0.26	0.26

